

In two
days

The 59th Inaugural Ceremonies

Why are Presidential inaugurations celebrated?

Overview

Students assume the role of ball goers and “attend” a ball in honor of the fifty-ninth inauguration. Each student has a unique piece of inaugural history she shares in the reception. Students are then asked to rank three of the most interesting facts they learned.

Preview Students view President Obama’s oath of office.

Activity In an Experiential Exercise, students assume the roles of party goers attending an inaugural ball. Each student is armed with one interesting detail or fact regarding Presidential inaugurations. In a reception, students mingle and share their facts while learning from others. In a debrief, students are challenged to rank the three most interesting details they learned.

Processing Individually, students highlight the single most interesting fact about inaugurations in a digital post.

Objectives

In the course of this lesson and participating in the classroom activity, students will

- observe the historical ceremony of Presidential inaugurations.
- discuss historical firsts and facts related to the inauguration of the President.
- compose a digital post that reveals the most interesting fact related to the inauguration.

Materials

- Live streaming or recording of President Biden’s inauguration. (If you do this lesson prior to Jan. 20th use an earlier inauguration.)
- 1 copy of the Inaugural Interactive Student Notebook for each student
- 1 inaugural fact cut out from Student Handout 1 for each student.
- 5-6 copies of Student Handout 2 (on cardstock preferably)
- 1 copy of Student Handout 3 for each student
- Visual 1 projected
- Scissors
- Music to play in the background while students mingle
- Optional: Have students bring their favorite soda or water

Preview

Suggested time: 60+ minutes

- Greet students at the door.** Distribute a copy of the *Inaugural Interactive Student Notebook* to students as they enter the room.
- Have students watch the 59th Inaugural Ceremony.** Either as part of class or prior to coming to class, have students watch the inaugural ceremony, including the oath of office and address. Have students complete the preview as they watch.
- Debrief the inaugural ceremony.** Ask the students a series of questions to debrief the ceremony.
 - **What is purpose of presidential inaugurations?**
 - **Aside from President Biden, and Vice President Harris, who are some of the VIPs you took note of?**
 - **Which part of the ceremony do you think is most memorable for people?**
 - **Why do you think Presidential Inaugurations are celebrated?**

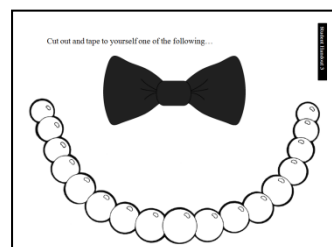
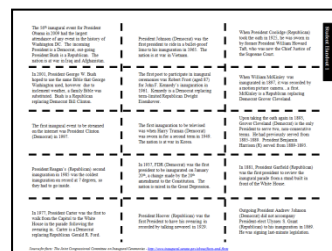


Inaugural Preview

Experiential Exercise

Suggested time: 60 minutes

- Prepare for the Inaugural Ball.** Before students come to class:
 - Cut out one inaugural fact for each student on Student Handout 1. If you have more than 29 students, simply make extra copies of a few of the facts.
 - Prepare an invitation to the Inaugural Ball from Student Handout 2 for each student. (Copy onto card stock and reuse for each class you teach).
 - Copy enough bow ties and strands of pearls from Student Handout 3 for each student to have his or her own.



Student Handouts 1-3

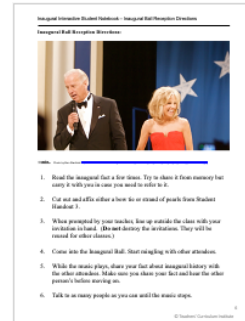
2. **Greet students at the door with invitations and ball materials.** As students arrive to class, give each an invitation to the Inaugural Ball, a fact card, and a strand of pearls or a bow tie. Tell students they will need these materials for the activity but will be handing them back in at the end of class.

3. **Project Inaugural Ball Reception Directions.** Project the Activity Procedures for students and review the procedures for participating in the Inaugural Ball. Make sure you explain to students that while it is necessary for them to share their fact (and thus they might need to carry it with them), it is NOT necessary to write anything down.

4. **Begin the Inaugural Ball Reception.** Have the students line up outside the class with their invitation. Project *Visual 1: Inaugural Ball*, darken the room, and play some school-appropriate music. Allow students to come into the reception and begin mingling/sharing. Let them do this for 10 minutes or until you feel like the reception has gone on long enough.

5. **Debrief the Inaugural Facts.** Before students move back to their seats, ask:

- **How many of you had information that indicated the incoming president was a different party than the outgoing president?**
- **What would explain that?**
- **What does it say about our country that these transitions happen peacefully?**
- **How many of you had information that indicated the nation was at war , on the verge of war, or in depression when a president was sworn in?**
- **Why might such stressful times bring the nation together?**



Inaugural Ball Reception Directions




Visual 1: Inaugural Ball

Processing

Suggested time: 30 minutes; complete for homework

- 1. Challenge students to create a digital post detailing the most interesting fact.** Direct the students to the process assignment in their *Inaugural Interactive Student Notebook*. Tell students that their post must include the following items:
 - A catchy title
 - A paragraph that details the most interesting fact learned about presidential inaugurations and why it was interesting
 - A paragraph that answers the Essential Question *Why are presidential inaugurations celebrated?*
 - A picture (photograph or drawing) with the image source if it's not original
 - Writing that is free from spelling or grammatical errors



Inaugural Blog Post Directions

Source for Inaugural History:

The Joint Congressional Committee on Inaugural Ceremonies -
<https://www.inaugural.senate.gov/past-inaugural-ceremonies/>



This is a great website that students/citizens can explore to learn additional information regarding the presidential inauguration.



Want to know more about Experiential Exercises?

To learn more about this lesson strategy and how to get the most out of it, visit https://www.youtube.com/watch?v=cZWpKy37_14.

The 59th Inaugural Ceremonies

Why are presidential inaugurations celebrated?



 CC BY-NC-ND

Photo by Farragutful https://commons.wikimedia.org/wiki/File:2013_Inauguration_VP_Biden_oath.JPG

Preview: As you watch the inauguration of President-Elect Joe Biden, think about and answer the following questions. Be prepared to share your responses with your classmates.

- **What is purpose of presidential inaugurations?**
- **Aside from President Biden and Vice President Harris, who are some of the VIPs you took note of?**
- **Which part of the ceremony do you think is most memorable for people?**
- **Why do you think presidential inaugurations are celebrated?**

Inaugural Ball Reception Directions:



© creative commons Photo by Ben Stanfield [https://commons.wikimedia.org/wiki/File:Vice_President_Joe_Biden_and_Dr._Jill_Biden_\(3215191787\).jpg](https://commons.wikimedia.org/wiki/File:Vice_President_Joe_Biden_and_Dr._Jill_Biden_(3215191787).jpg)

1. Read the inaugural fact a few times. Try to share it from memory but carry it with you in case you need to refer to it.
2. Cut out and affix either a bow tie or strand of pearls from Student Handout 3.
3. When prompted by your teacher, line up outside the class with your invitation in hand. (**Do not** destroy the invitations. They will be reused for other classes.)
4. Come into the Inaugural Ball. Start mingling with other attendees.
5. While the music plays, share your fact about inaugural history with the other attendees. Make sure you share your fact and hear the other person's before moving on.
6. Talk to as many people as you can until the music stops.

Blog Post Directions: Compose a digital post about your experience at the Inaugural Ball. Your post must include the following:

- **A catchy title**
- **A paragraph that details the most interesting fact learned about presidential inaugurations and why it was interesting**
- **A paragraph answering the Essential Question *Why are presidential inaugurations celebrated?***
- **A picture (photograph or drawing) with the image source if it's not original**
- **Writing that is free from spelling or grammatical errors**

Alternately, you may choose to do a video post using the same criteria.